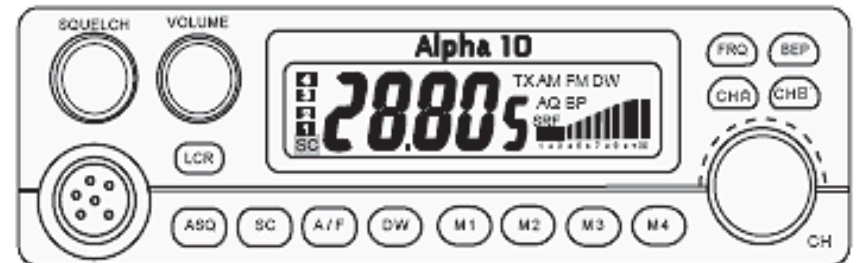


**Features:**

- \* Compact size fits anywhere! - (6.75"W x 5.75"D x 2"H)
- \* Backlit Controls for Low Light or Night Driving!
- \* Large LED Display shows All Modes of Operation.
- \* Attractive Woodgrain Front Panel Design.
- \* Automatic Squelch Control - Auto Adjusts for Best Level.
- \* One Button Channel Scan - Scans All Channels for Activity.
- \* Channel Up/Down Buttons on Mic for One Hand Operation.
- \* Emergency Preset Buttons for Quick Access.
- \* Dual Watch Button Simultaneously Monitors Two Channels.
- \* AM/FM Mode Button.
- \* Channel, Band, and Frequency Display
- \* M1 - M4 Stores 4 Favorite Channels into Memory for Easy Recall..
- \* Last Channel Recall Button
- \* Automatic Noise Limiter/Blanker Circuitry.
- \* Cast Aluminum Rear Heat Sink Runs Cool in Tight Spaces.
- \* 10 Watt RF Output AM/FM With Forward Modulation on AM.
- \* LIMITED WARRANTY



10 Meter Amateur Transceiver

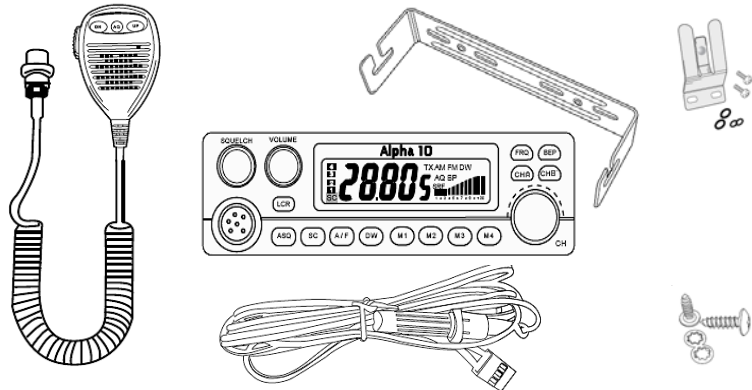


**WARNING!**

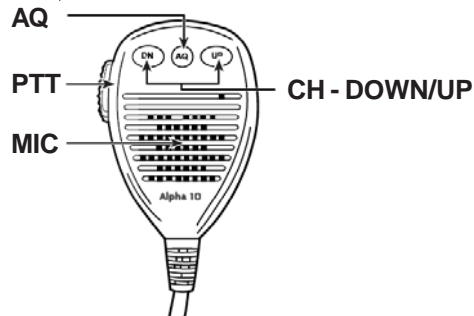
Users of this radio device must have a valid FCC license to transmit!  
U.S. Federal Communications Commission (Ref. CFR 47 - Sec. 97)  
Any modification or misuse of this device violating any law is the sole responsibility of the user and no other liability shall be assumed!

USER'S MANUAL

## What's in the Box?

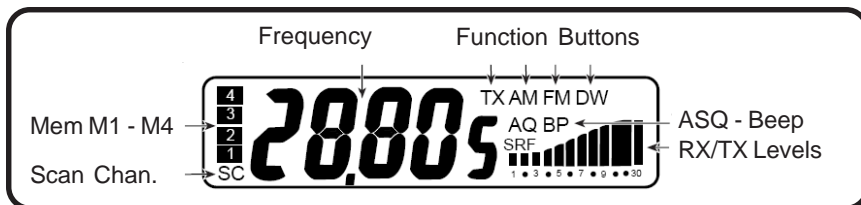


## Microphone Controls

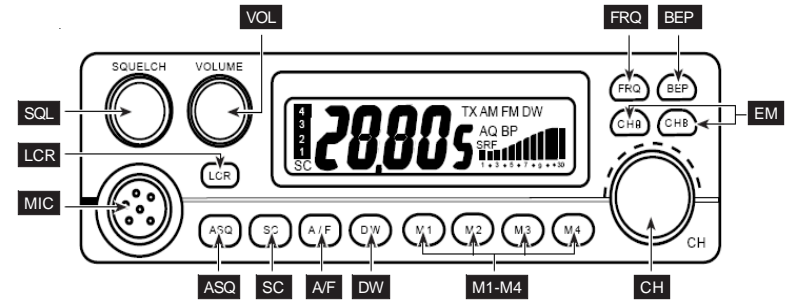


**AQ** Same as ASQ (Automatic Squelch Control on front panel)  
 (Mic Wiring) Pin 1 = Mic Pin 2 = Ground Pin 3 = Rec  
 Pin 4 = Xmt Pin 5 = Up/Dn Pin 6 = ASQ

## Display Window



## Front Panel Controls



- MIC** Mic Connector (6 Pin)
- SQL** Squelch Control (Manual)
- VOL** Volume Control
- LCR** Last Channel Recall Button - Remembers last channel used.
- ASQ** Automatic Squelch - Automatically adjusts best level squelch.
- SC** Scan Channels - Scans Channels 1 - 40 for activity Then repeats.
- A/F** AM/FM Mode - Switches between AM/FM Mode.
- DW** Dual Watch Button - Monitors Two Channel simultaneously.
- M1-4** M1 - M4 Memory Buttons - Stores Favorite Channels in memory.
- CH** Channel Switch (Manual) - Selects Channels 1 - 40
- EM** Emergency Channel Buttons - Preset Emergency Chan. Buttons
- BEP** Beep - Switches On/Off Short Beep when buttons are pushed.

- LCR** Remembers the last channel the radio was on before changing channels.
- ASQ** Automatically sets squelch to best receiving level. If ASQ is ON, Manual Squelch Control will Not Operate.
- SC** Scans channels 1 - 40 - Stops on Activity - Restarts Scan after 5 sec of inactivity - Turn Off ASQ to use this function.
- DW** Dual Watch - Set the channel to a channel you want. Press DW and switch to another channel within 3 seconds. Press DW again to set this as the "Watch" channel. Radio will jump between current channel and watch channel. Press Any key to stop DW.
- M1-M4** To store a channel into memory, select the desired channel. Press and hold Mx for 2 seconds - Press Mx to recall channel.